

READING PASSAGES

KINDERGARTEN STORY MATS

Spring Edition



Name: _____

The Leprechaun

Where is the little leprechaun? Do you see him? He has a green hat and a pot of gold! Can you help me look for him?



NEW WORDS:

leprechaun



When

Is it big?

His hat

- a. blue
- b. red
- c. green
- d. orange

Name: _____

The Kite

Look at my kite!

It is pink and white.

I have to run fast to make my kite go up! My kite will go up in the sky.

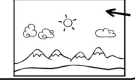


NEW WORDS:

kite



sky



Look at my: _____

The kite is: _____

and _____

I have to run:

- a. away
- b. fast
- c. slow

My kite goes up in the:

- a. sky
- b. wind
- c. sun

Sweet Sounds of KINDERGARTEN

Thank you so much for downloading!

All worksheets & activities were made by me, Kelly Smith! If you have any questions, or would like to see something added to this packet, please contact me!

➔ sweetsoundsofkindergarten@gmail.com

Like this product? Please provide feedback and follow my store on TPT! I would really appreciate it!

Click on the links below to

stay connected:



Product

Disclaimer:

Please note that your purchase entitles you to use this resource for single classroom use only. Duplication for an entire school, entire school system, or commercial purposes is strictly forbidden. Copying any part of this product and placing it on the Internet in any form is also forbidden. Any of the above acts are unlawful and illegal. Thank you for respecting my terms of use.

You might also like...

FOLD & READ
PHONICS
mini
BOOKS
SHORT VOWELS!

COMPREHENSION
Minis!
Phonics Edition
Reading comprehension passages & writing templates for:
SHORT VOWELS


Super Star ★
SENTENCE
Anchor charts, writing activities, templates, games and more!

Edna Ending Mark
Award Winning SENTENCES
Comes at the end of every sentence

Created By Kelly Smith
Sweet Sounds of Kindergarten

Reading passage featuring CVC words, sight words, & Spring words:

Kids can color the symbol each time they read.



Name: _____




The Kite

Look at my kite!

It is pink and white.

I have to run fast to make my kite go up! My kite will go up in the sky.

NEW WORDS:



	kite 	sky 
---	--	--

Look at my: _____

The kite is: _____

and _____

I have to run:	My kite goes up in the:
a. away	a. sky
b. fast	b. wind
c. slow	c. sun



Spring vocabulary words & pictures introduced!



Comprehension Questions!

DIRECTIONS & SUGGESTIONS!

1. Pick your story: With or without tracking dots! Dots are perfect to help students track and point to each word as they read.

Name: _____

The Kite

Look at my kite!

It is pink and white.

I have to run fast to make my kite go up! My kite will go up in the sky.

 NEW WORDS: **kite** 

Name: _____

The Kite

Look at my kite!

It is pink and white.

I have to run fast to make my kite go up! My kite will go up in the sky.

 NEW WORDS: **kite** 

Name: _____

Look at my: _____

The kite is: _____



and _____

I have to run: _____

a. away
b. fast
c. slow

My kite goes up in the: _____


a. sky
b. wind
c. sun


 NEW WORDS: **sky** 


2. Pick your story mat if desired! Story mats can be printed on the back of the story for students to respond. Use these story mats to work on character, setting, text connections, vocabulary, etc... Use them with picture books as well!


Name: _____


I can illustrate the story:



The characters are: 






The setting is: 



Name: _____

My new VOCABULARY

READ 	WRITE 	DRAW 
kite	_____	_____
sky	_____	_____
fly	_____	_____




ADDITIONAL IDEAS:

Use these stories as part of a weekly homework packet. Students and parents read the story and color the symbol each time they read for the first 3 days. The vocab words on the bottom are also perfect for daily practice. The comprehension questions on the side can be completed on day 4. Finally, you can choose to have a story mat on the back of the story for the 5th night of homework. These stories are also great for small groups, and RTI!

Vocabulary pages are great to reinforce new words that students learn!

Name: _____




My new VOCABULARY

READ 	WRITE 	DRAW 
paint	_____ ----- _____	
Easter	_____ ----- _____	
eggs	_____ ----- _____	

© Sweet Sounds of Kindergarten 2015

Name: _____

My new VOCABULARY

READ 	WRITE 	DRAW 
kite	_____ ----- _____	
sky	_____ ----- _____	
fly	_____ ----- _____	

© Sweet Sounds of Kindergarten 2015



Name: _____

The Leprechaun

Where is the little leprechaun? Do you see him? He has a green hat and a pot of gold! Can you help me look for him?





NEW WORDS:

leprechaun



pot of gold



Where is the:

Is the leprechaun big?

His hat is:

- a. blue
- b. red
- c. green
- d. orange

He has a

pot of:

- a. mud
- b. gold
- c. eggs

Name: _____

The Leprechaun

Where is the little
leprechaun? Do you see
him? He has a green hat
and a pot of gold! Can
you help me look for him?





**NEW
WORDS:**

leprechaun



**pot of
gold**



Where is the:

**Is the leprechaun
big?**

His hat is:

- a. blue
- b. red
- c. green
- d. orange

He has a

pot of:

- a. mud
- b. gold
- c. eggs

Name: _____

The rainbow

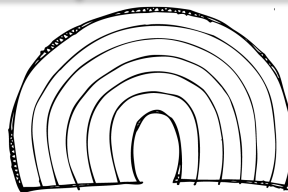
I see a big rainbow.

Where does the rainbow stop? We will go and look for it! I bet there is a pot of gold at the end.





NEW WORDS:

rainbow



pot of gold



What do you see?

**We will go and
for it!**

What is at the end?

- a. dog
- b. mom
- c. pot of gold

The rainbow is big.

- a. true
- b. false


Name: _____

The rainbow

I see a big rainbow.



Where does the rainbow



stop? We will go and look



for it! I bet there is a

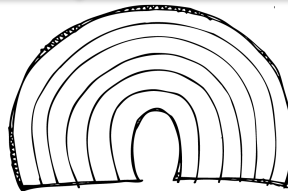


pot of gold at the end.





**NEW
WORDS:**

rainbow



**pot of
gold**



What do you see?

**We will go and
for it!**

What is at
the end?

- a. dog
- b. mom
- c. pot of
gold

The
rainbow is
big.

- a. true
- b. false

Name: _____

St. Patrick's Day

It is St. Patrick's Day!

I will put on lots of green

and play all day. I see a


little green clover. I pick

it up. It is good luck!





**NEW
WORDS:**

**St. Patrick's
Day**



clover



What day is it?

I put on lots of:

What color
is the
clover?

- a. red
- b. green
- c. blue

The clover
is bad luck.

- a. true
- b. false

Name: _____

St. Patrick's Day

It is St. Patrick's Day!



I will put on lots of green



and play all day. I see a



little green clover. I pick




it up. It is good luck!





**NEW
WORDS:**

**St. Patrick's
Day**



clover



What day is it?

I put on lots of:

What color
is the
clover?

- a. red
- b. green
- c. blue

The clover
is bad luck.

- a. true
- b. false

Name: _____

The Bunny


Look at the brown bunny!

He has a basket. There

are eggs in the basket.

Hop bunny, hop! Where will

he put the eggs?



What color is the bunny?

The bunny has a:

What is in the basket?

- a. eggs
- b. toys
- c. bugs


The bunny does NOT hop.

- a. true
- b. false



NEW WORDS:

bunny



eggs



basket



Name: _____

The Bunny





Look at the brown bunny!

He has a basket. There

are eggs in the basket.

Hop bunny, hop! Where will

he put the eggs?



What color is the bunny?

The bunny has a:

What is in the basket?

- a. eggs
- b. toys
- c. bugs


The bunny does NOT hop.

- a. true
- b. false



NEW WORDS:

bunny



eggs



basket



Name: _____

Easter Egg Hunt


Mom and I are at an

Easter egg hunt! We look

for big and little eggs. I

see pink and green eggs.

We put eggs in my basket.



Where are they?

Where do they put the eggs?

- a. a bag
- b. a basket
- c. a pot
- d. the van


The eggs are pink and blue.

- a. true
- b. false



NEW WORDS:

Easter eggs



basket



Name: _____

Easter Egg Hunt


Mom and I are at an

Easter egg hunt! We look

for big and little eggs. I

see pink and green eggs.

We put eggs in my basket.



Where are they?

Where do they put the eggs?

- a. a bag
- b. a basket
- c. a pot
- d. the van


The eggs are pink and blue.

- a. true
- b. false



NEW WORDS:

Easter eggs



basket



Name: _____

Easter Eggs


Do you like to paint eggs?

I do! I paint my Easter

eggs pink and red. My dad

paints his Easter eggs

blue. We have fun!



Do you like to:

_____ eggs.

Who paints blue eggs?

I paint my
eggs:

- a. purple
- b. pink
- c. pink and red


Is it fun
to paint
eggs?

- a. yes
- b. no



**NEW
WORDS:**

**Easter
eggs**



paint



Name: _____

Easter Eggs

Do you like to paint eggs?




I do! I paint my Easter




eggs pink and red. My dad



paints his Easter eggs



blue. We have fun!



Do you like to:

_____ eggs.

Who paints blue eggs?

I paint my eggs:

- a. purple
- b. pink
- c. pink and red


Is it fun to paint eggs?

- a. yes
- b. no



NEW WORDS:

Easter eggs



paint



Name: _____

Spring


Spring is here!

I go and play in the sun.

Look at the little

flowers on the grass! I

sit down and pick them.



_____ is here!


I play in the:

Where are
the
flowers?

- a. the grass
- b. the sand
- c. a basket

I sit down
and _____
the flowers.

- a. look at
- b. see
- c. pick




**NEW
WORDS:**

Spring



**flowers
grass**



Name: _____

Spring


Spring is here!



I go and play in the sun.




Look at the little



flowers on the grass! I



sit down and pick them.



_____ is here!


I play in the:

Where are the flowers?

- a. the grass
- b. the sand
- c. a basket

I sit down and _____ the flowers.

- a. look at
- b. see
- c. pick




NEW WORDS:

Spring



flowers
grass




Name: _____

The Kite

Look at my kite!

It is pink and white.

I have to run fast to
make my kite go up! My
kite will go up in the sky.



Look at my: _____

The kite is: _____


and _____

I have to
run:

- a. away
- b. fast
- c. slow


My kite goes
up in the:

- a. sky
- b. wind
- c. sun




**NEW
WORDS:**

kite




sky



Name: _____

The Kite

Look at my kite!



It is pink and white.




I have to run fast to



make my kite go up! My




kite will go up in the sky.





**NEW
WORDS:**

kite



sky



Look at my: _____

The kite is: _____

and _____

I have to
run:

- a. away
- b. fast
- c. slow

My kite goes
up in the:

- a. sky
- b. wind
- c. sun

Name: _____

The Rain





Look at the rain!

The rain comes down

fast. I need my umbrella

so I can go jump in the

puddles. I love the rain!



_____ at the rain!


The rain comes down:

I need
my:

- a. hat
- b. jacket
- c. umbrella


I _____ in
the puddles.

- a. run
- b. jump
- c. skip



**NEW
WORDS:**


umbrella



puddle



rain



Name: _____

The Rain

Look at the rain!



The rain comes down




fast. I need my umbrella



so I can go jump in the



puddles. I love the rain!



_____ at the rain!


The rain comes down:

I need
my:

- a. hat
- b. jacket
- c. umbrella


I _____ in
the puddles.

- a. run
- b. jump
- c. skip



**NEW
WORDS:**

umbrella



puddle




rain



Name: _____

Earth Day

It is Earth Day! I like to help the Earth. I recycle tin cans and bottles. My mom has reusable bags! How do you help Earth?



It is:


I _____ the Earth.

I recycle:

- a. tin cans
- b. bottles
- c. trash
- d. tin cans and bottles

My mom has:

- a. cans
- b. bottles
- c. reusable bags



NEW WORDS:

Earth Day



reusable bags




recycle



Name: _____


Earth Day

It is Earth Day! I like to
● ● ● ● ● ● ●
help the Earth. I recycle
● ● ● ● ●
tin cans and bottles. My
● ● ● ● ●
mom has reusable bags!
● ● ● ● ●
How do you help Earth?
● ● ● ● ●



**NEW
WORDS:**

**Earth
Day**



It is:

I _____ the Earth.

I recycle:

- a. tin cans
- b. bottles
- c. trash
- d. tin cans and bottles

My mom has:

- a. cans
- b. bottles
- c. reusable bags

**reusable
bags**





recycle



Name: _____


Earth Day

It is Earth Day! I like to help the Earth. I recycle tin cans and bottles. My mom has reusable bags! How do you help Earth?



It is:

I _____ the Earth.
How do YOU help Earth?



NEW WORDS:

Earth Day



reusable bags




recycle



Name: _____

Earth Day

It is Earth Day! I like to
● ● ● ● ● ● ●
help the Earth. I recycle
● ● ● ● ●
tin cans and bottles. My
● ● ● ● ●
mom has reusable bags!
● ● ● ● ●
How do you help Earth?
● ● ● ● ●



**NEW
WORDS:**


**Earth
Day**



**reusable
bags**



recycle




It is:

I _____ the Earth.
How do YOU help Earth?

Name: _____

The Butterfly

Look up! Do you see the butterfly? The butterfly is so pretty. It is orange and black. The butterfly is here in the garden.



Do you see the:


The butterfly is so:

Where is the butterfly?

- a. zoo
- b. garden

The butterfly is orange and black.

- a. true
- b. false




NEW WORDS:

butterfly




garden



Name: _____

The Butterfly

Look up! Do you see the
butterfly? The butterfly
is so pretty. It is orange
and black. The butterfly
is here in the garden.



Do you see the:


The butterfly is so:

Where is
the
butterfly?

- a. zoo
- b. garden

The
butterfly is
orange and
black.

- a. true
- b. false




NEW
WORDS:

butterfly



garden




Name: _____

Little Ladybug

Here is a little ladybug.

The ladybug is red and has black spots on its back. The ladybug sits on a big green leaf.



Who is the story about?


What color are the spots?

The ladybug is big.

- a. true
- b. false


Where does the ladybug sit?

- a. a tree
- b. a leaf
- c. a flower




NEW WORDS:

ladybug



leaf



Name: _____

Little Ladybug

Here is a little ladybug.



The ladybug is red and




has black spots on its



back. The ladybug sits on




a big green leaf.






**NEW
WORDS:**

ladybug



leaf



Who is the story about?

What color are the spots?

The ladybug is big.

- a. true
- b. false

Where does the ladybug sit?

- a. a tree
- b. a leaf
- c. a flower

Name: _____

Play Ball

We love to play baseball!

I have a brown bat.

I hit the ball and run so fast. My dad can catch the ball. We have fun!


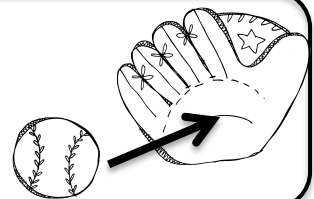


NEW WORDS:

baseball



catch



We love to play:

What color is the bat?

I run fast.

a. true

b. false

Who can catch the ball?

a. dad

b. mom

c. me

Name: _____

Play Ball

We love to play baseball!



I have a brown bat.



I hit the ball and run so



fast. My dad can catch



the ball. We have fun!




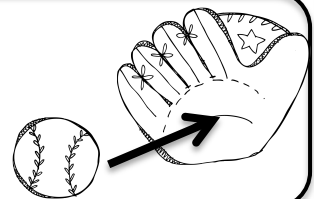


**NEW
WORDS:**

baseball



catch



We love to play:

**What color is the
bat?**

I run
fast.

- a. true
- b. false

Who can catch
the ball?

- a. dad
- b. mom
- c. me

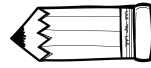
Name: _____

My new VOCABULARY

READ



WRITE



DRAW



leprechaun

**pot of
gold**

rainbow

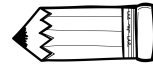
Name: _____

My new VOCABULARY

READ



WRITE



DRAW



**St.
Patrick's
Day**

clover

shamrock

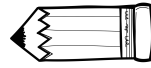
Name: _____

My new VOCABULARY

READ



WRITE



DRAW



bunny

basket

**Easter
eggs**

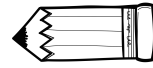
Name: _____

My new VOCABULARY

READ



WRITE



DRAW



paint

Easter

eggs

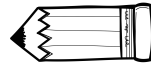
Name: _____

My new VOCABULARY

READ



WRITE



DRAW



spring

flowers

grass

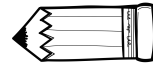
Name: _____

My new VOCABULARY

READ



WRITE



DRAW



kite

sky

fly

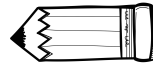
Name: _____

My new VOCABULARY

READ



WRITE



DRAW



rain

umbrella

puddle

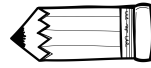
Name: _____

My new VOCABULARY

READ



WRITE



DRAW



**Earth
Day**

**reusable
bags**

recycle

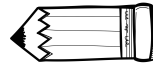
Name: _____

My new VOCABULARY

READ



WRITE



DRAW



butterfly

garden

pretty

Name: _____

My new VOCABULARY

READ



WRITE



DRAW



ladybug

leaf

spots

Name: _____

My new VOCABULARY

READ



WRITE



DRAW


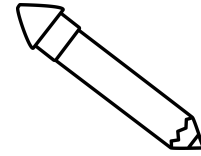



baseball

catch

bat

Name: _____

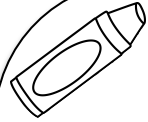


I can illustrate the story:


A large, empty rectangular area with rounded corners, intended for a child to draw an illustration related to the story.

Name: _____

I can illustrate the story:

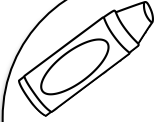


I can make a connection to my life:




Name: _____

I can illustrate the story:



I can make a connection to my life:




Name: _____

I can illustrate the story:



The characters
are:

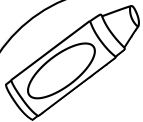


The setting is:




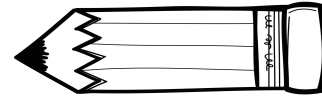
Name: _____

I can illustrate the story:



The characters

are:




The setting is:




Name: _____


I can illustrate the story:



The characters
are:

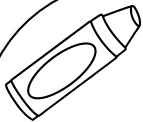


I can make a
connection:




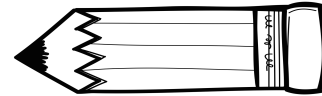
Name: _____

I can illustrate the story:



The characters

are:



I can make a connection:



Thank you to the following contributors for their AWESOME clipart, fonts, & borders:



License #: 0514199922

