

At-Home Learning Packet

for Kindergarten



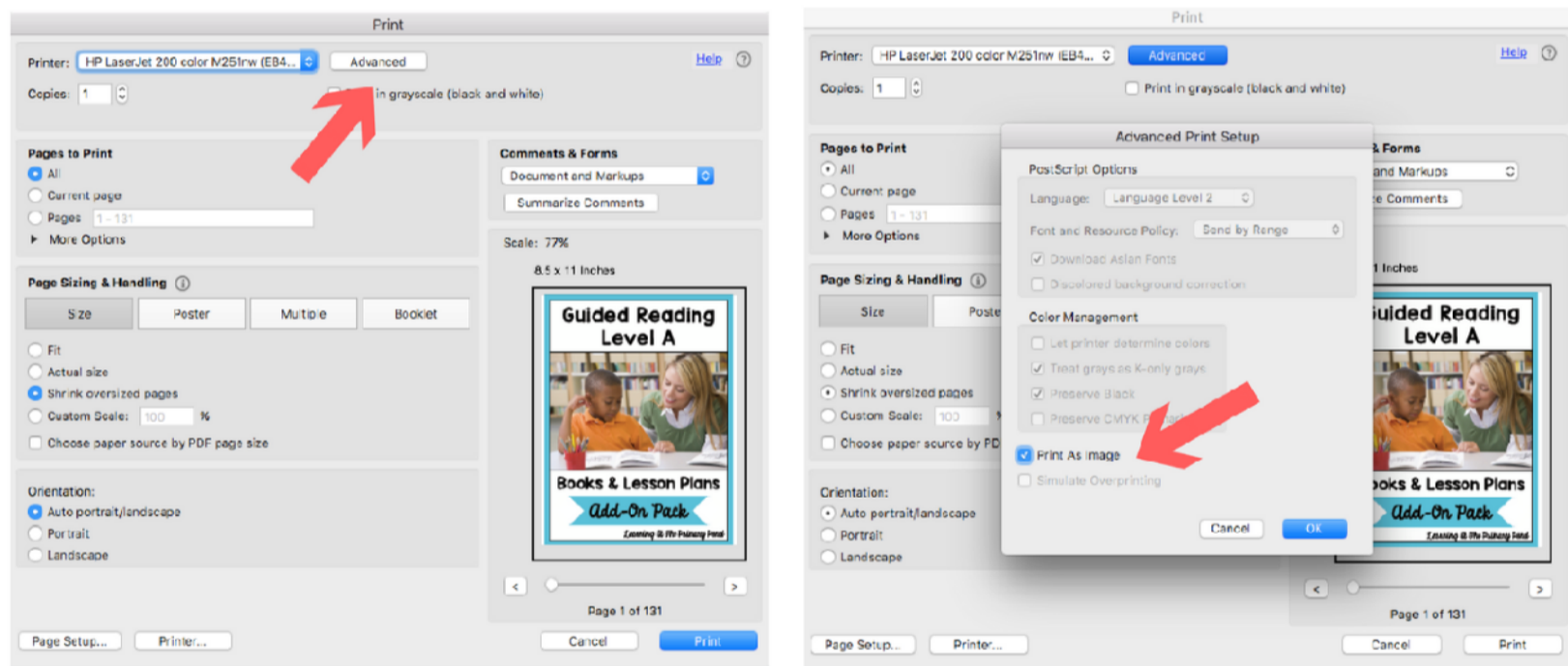
By Learning At The Primary Pond

Dear Teacher,

I've created this packet for you to send to the families of your Kindergarten students. Although emailing or posting my resources is normally prohibited, I have placed a special copyright statement on each page explaining that you CAN email this file directly to parents, and/or post it securely (meaning that parents must log in or have a special account to access it).

If you have any trouble printing these materials, please follow these steps:

1. Update your Adobe Reader and then restart your computer.
2. Open this file in Adobe Reader. After you click "print," click on "Advanced." Then use the option to "print as image" (see instructions below). You may also need to change the printing settings to "fit" or "shrink oversized pages."



Take care!


alison

LearningAtThePrimaryPond.com

Name: _____

Circle the Correct Word

Circle the correct word for the picture.




lot

log



sip

sit



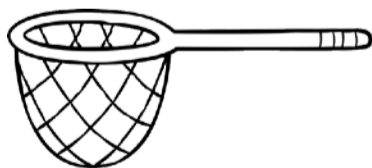
web

wet



lip

lid



nut

net



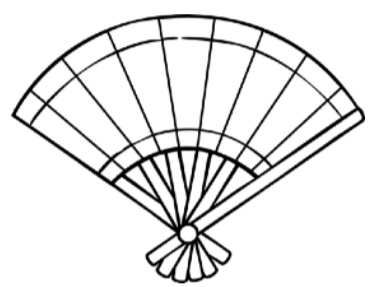
pan

pin

Name: _____

Ending Sounds

Draw a line between the picture and the last letter in the word.



d




n



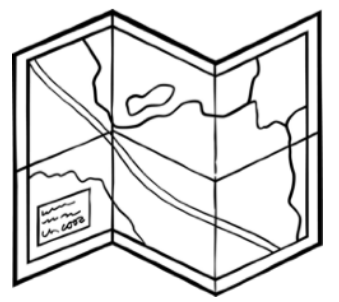
m



p



t




g


Name: _____

Say and Spell


Say the name of each picture. Write the word.



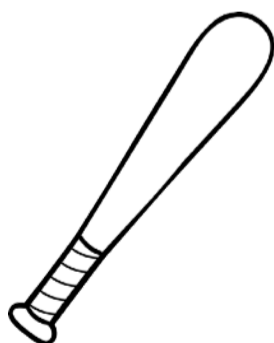
c	a	t
---	---	---




--	--	--



--	--	--



--	--	--



--	--	--

Name: _____

Max the Cat

Max is a cat. He is my pet. He has a lot of fun.

Max can jump in a box.

Max can hop on the fan.

Max can sit in the tub.

Max can fit in a bag.

Max can get my pen. No, Max!




Circle all the words with short a (like "cat"). Read the story again.

Why did Max get in trouble at the end of the story? 

Name: _____









What do you like to do outside for fun?



Name: _____

How Many?

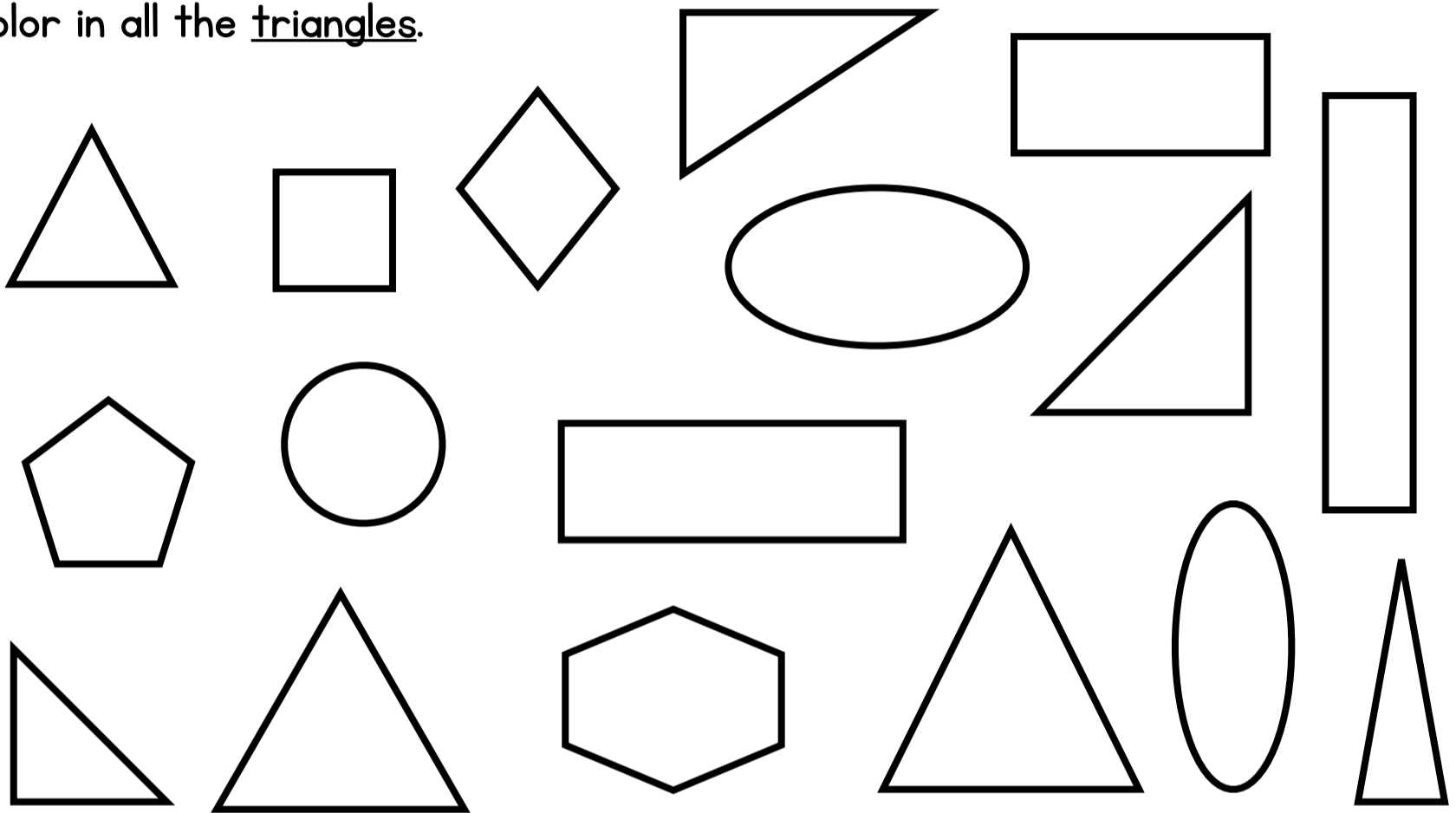
Write the number of flowers.



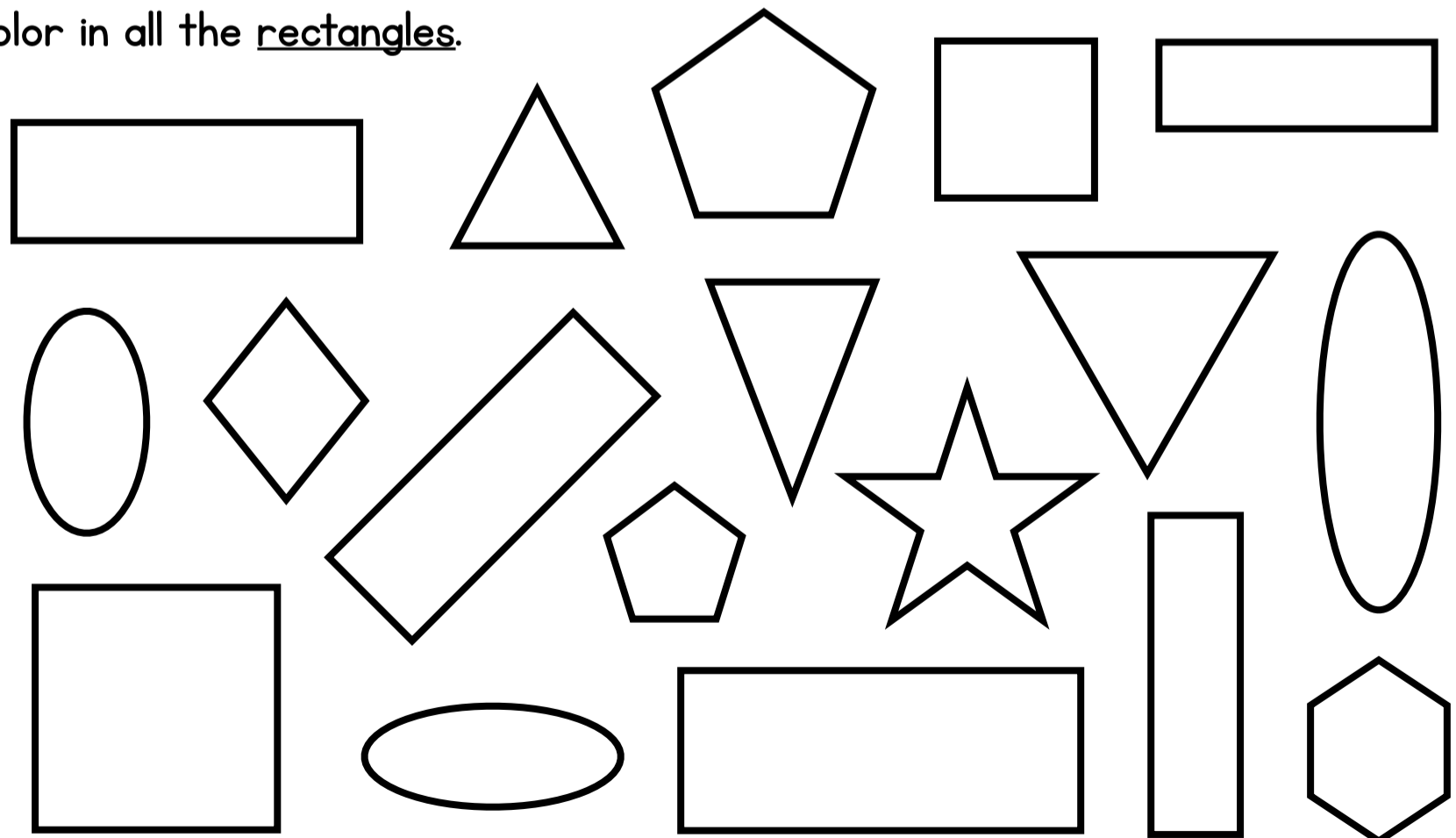
Name: _____

Shape Find

Color in all the triangles.



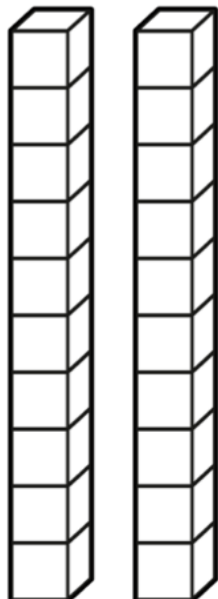
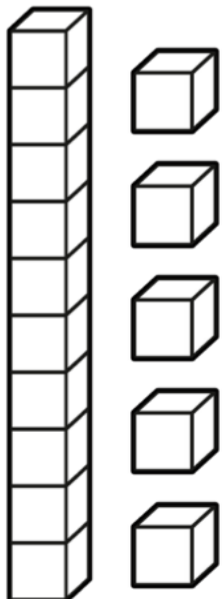
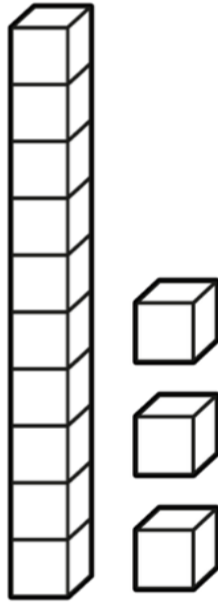

Color in all the rectangles.



Name: _____

How Many?

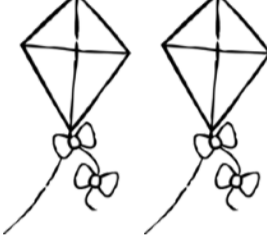
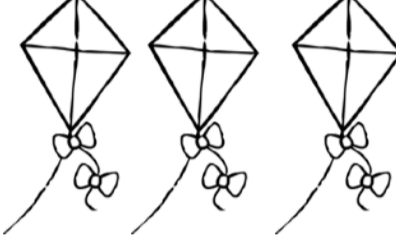
Write the number of blocks.







Name: _____



Addition with Pictures



(Sums to 5)

		$2 + 3 = \underline{\hspace{2cm}}$
---	--	------------------------------------

		$1 + 2 = \underline{\hspace{2cm}}$
---	--	------------------------------------

		$2 + 2 = \underline{\hspace{2cm}}$
---	--	------------------------------------

		$1 + 3 = \underline{\hspace{2cm}}$
---	--	------------------------------------

		$3 + 2 = \underline{\hspace{2cm}}$
---	--	------------------------------------

Name: _____

Missing Numbers

Fill in the missing numbers.

1	2		4	5
6		8	9	
11			14	15
		18		20
21			24	

Credits

Graphics and Fonts by...



Visit my website for lots of
FREE resources!

LearningAtThePrimaryPond.com/free